

# RYAN WHITE PART A HOME AND COMMUNITY-BASED HEALTH SERVICES



Anna Thomas, MPH  
Program Planner, Care, Treatment and Housing Program  
Bureau of HIV/AIDS Prevention and Control, NYC DOHMH  
Integration of Care Committee, 5/21/14

# Overview

- Home and Community-Based Health Services Category Description
  - FY2012 Demographics and Services Delivered
  - Timeline for IoC consideration
  - Questions
-

# HRSA Definition of Service Category

## Home and Community-Based Health Services

Provision of **Home and Community-based Health Services**, defined as skilled health services furnished in the home of an HIV-infected individual, based on a written plan of care prepared by a case management team that includes appropriate health care professionals. Allowable services include:

- Durable medical equipment;
- Home health aide and personal care services;
- Day treatment or other partial hospitalization services;
- Home intravenous and aerosolized drug therapy (including prescription drugs administered as part of such therapy);
- Routine diagnostic testing; AND
- Appropriate mental health, developmental, and rehabilitation services.

Non-allowable services include:

- Inpatient hospital services; and
  - Nursing home and other long term care facilities.
-

# NY EMA Definition of Service Category

## NY EMA Definition

Programs provide comprehensive coordinated home-based healthcare, support and service coordination that addresses the full range of client needs. Services provided include:

- psychosocial support
  - bereavement counseling
  - pastoral care to family members and caregivers
  - respite for caregivers
  - childcare during appointments and hospitalizations
  - assistance with activities of daily living and household chores.
-

# Priority Rank and Budget Allocation

➤ The NY EMA Planning Council ranked Home and Community-Based Health Services as Priority #12 (of 12) for FY 2014. It is the lowest ranked service category.

➤ Approximately 1.4% of the total Ryan White budget is allocated to this service category.

*Base funding only; no MAI funding.*

➤ Four programs in NYC.

➤ The portfolio of programs was last bid in 1998.

➤ Current contracts are cost-based; more recently bid contracts in other service categories are performance-based.

<i>FY</i>	<i>\$ Amount</i>	<i>% of Total Budget</i>
2008-2009	\$1,396,525	1.65%
2009-2010	\$1,516,589	1.62%
2010-2011	\$1,516,589	1.64%
2011-2012	\$1,516,589	1.65%
2012-2013	\$1,516,585	1.6%
2013-2014	\$1,207,209	1.4%

# Client Eligibility

**Same as general EMA Eligibility.**

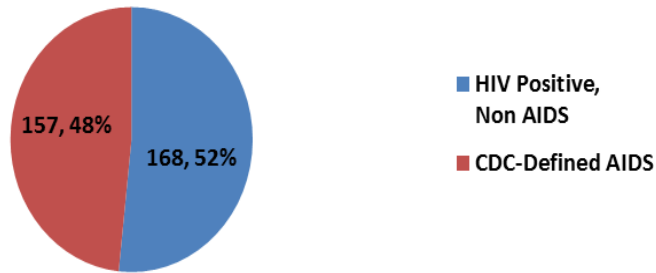
**Eligible clients are persons living with HIV/AIDS who can provide proof of:**

- **HIV status**
- **Residence in the NYC eligible metropolitan area**
- **Income below 435% of the Federal Poverty Level**

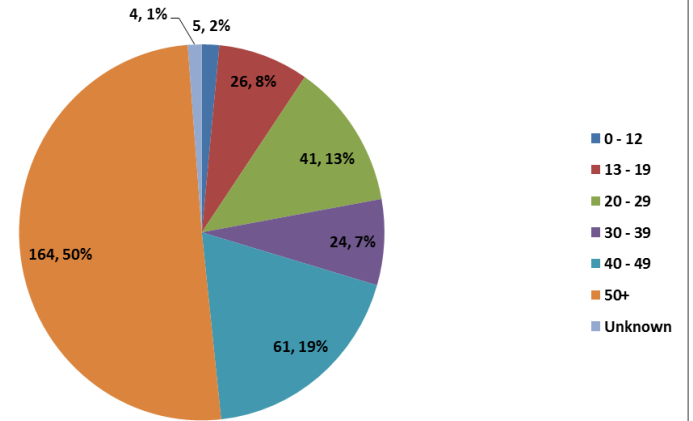
**Dependent children may also receive services.**

---

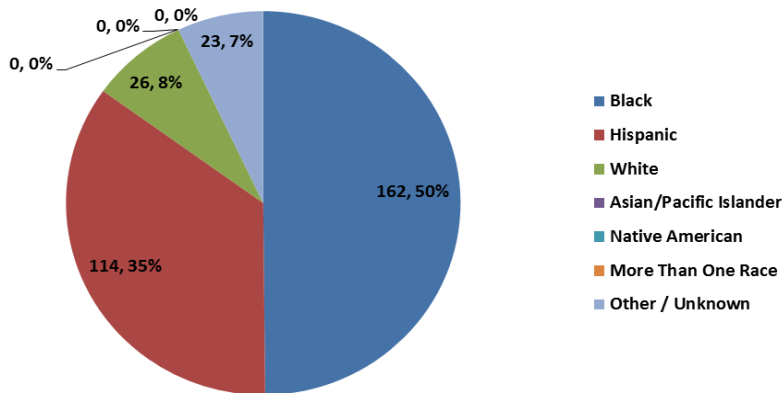
**HIV Status of HOM Clients, March 2012-February 2013**  
**N=325**



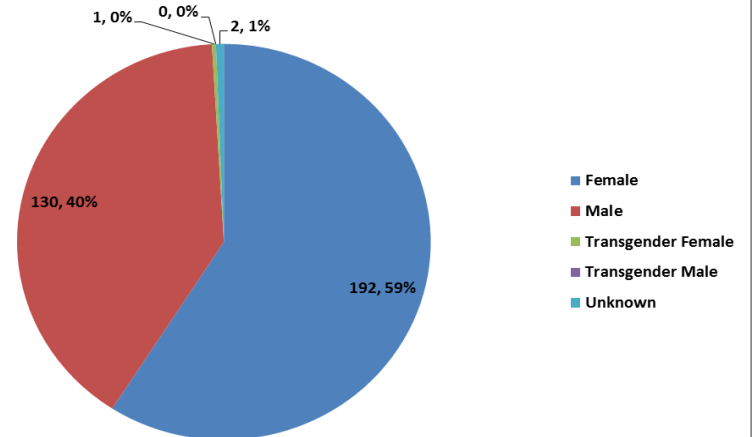
**Age of HOM Clients, March 2012-February 2013**  
**N=325**



**Race/Ethnicity of HOM Clients, March 2012-February 2013**  
**N=325**

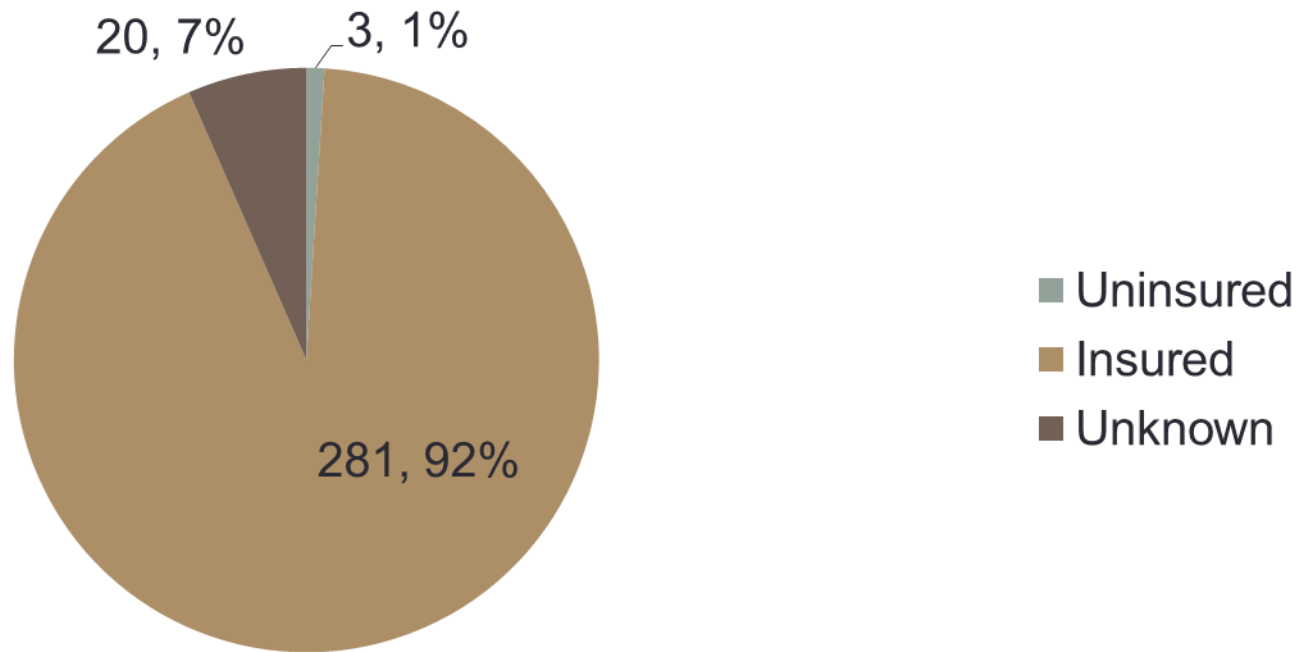


**Gender of HOM Clients, March 2012-February 2013**  
**N=325**



# Insurance Status

**Insurance Status of HOM Clients, March 2012-  
February 2013  
N=304**





# Service Groupings

- Mental Health Counseling: includes Individual, Group, Family Counseling-MH, and Individual Counseling-AOD
  - Supportive Counseling
  - Nutritional Counseling
  - Custodial Visits: Homemaker/ chore services to provide support to the family. Includes childcare.
  - Pantry Bag Distribution
  - Psychiatric Evaluation and Visits
-

# Ryan White Part A-funded HOM Programs in New York City

Agency	HOM Services Provided
<b>A</b>	<ol style="list-style-type: none"><li>1. <b>Mental Health Counseling</b></li><li>2. <b>Supportive Counseling</b></li><li>3. <b>Nutrition Counseling</b></li></ol>
<b>B</b>	<ol style="list-style-type: none"><li>1. <b>Custodial Visits</b></li><li>2. <b>Mental Health Counseling</b></li><li>3. <b>Psychiatric Evaluations</b></li><li>4. <b>Psychiatric Visits</b></li></ol>
<b>C</b>	<ol style="list-style-type: none"><li>1. <b>Mental Health Counseling</b></li><li>2. <b>Nutritional Counseling</b></li><li>3. <b>Pantry Bag Distribution</b></li><li>4. <b>Supportive Counseling</b></li></ol>
<b>D</b>	<ol style="list-style-type: none"><li>1. <b>Custodial Visits</b></li><li>2. <b>Mental Health Counseling</b></li><li>3. <b>Individual Counseling – Supportive</b></li></ol>

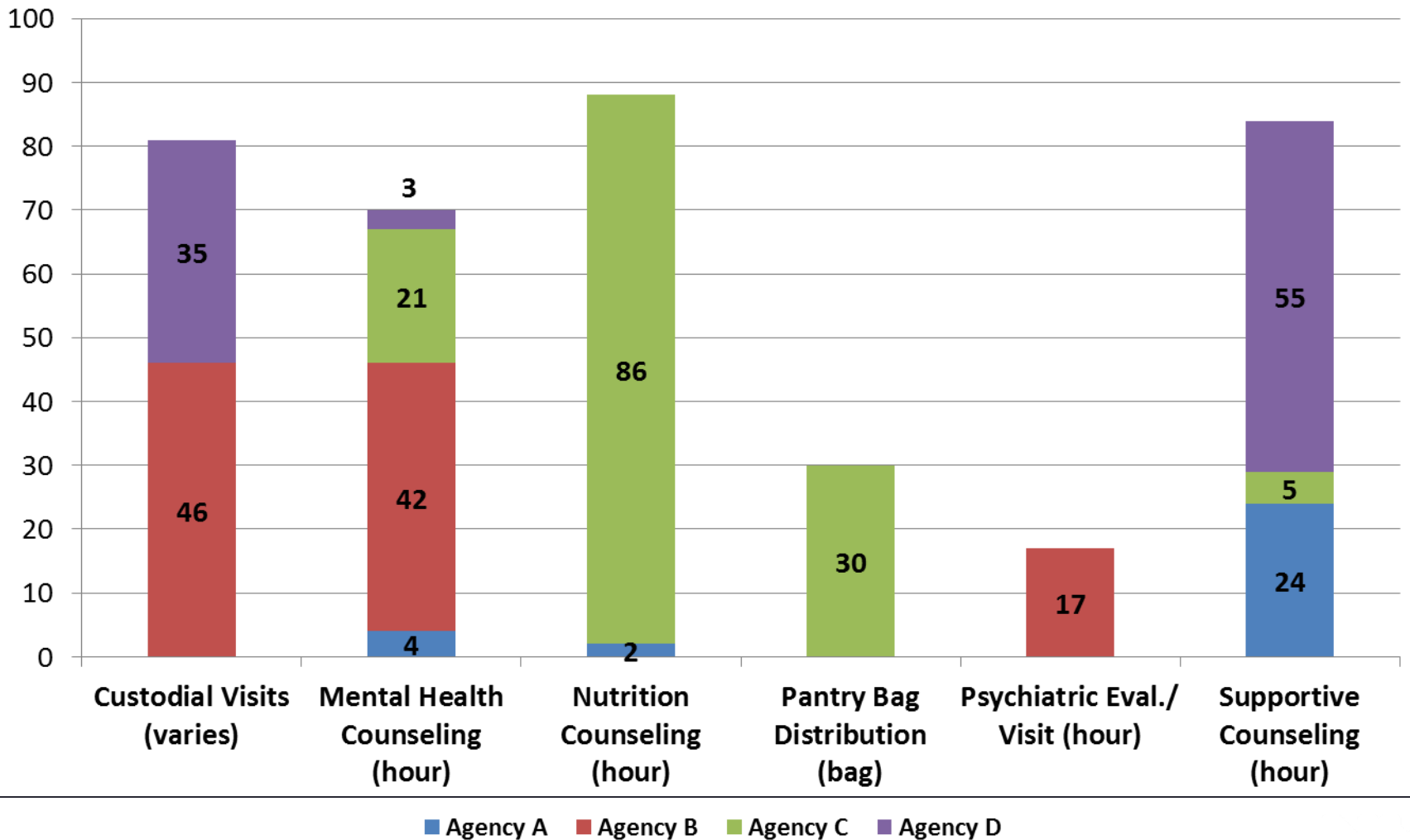
# RW HOM Provider Services, by Agency

## March 2012-February 2013

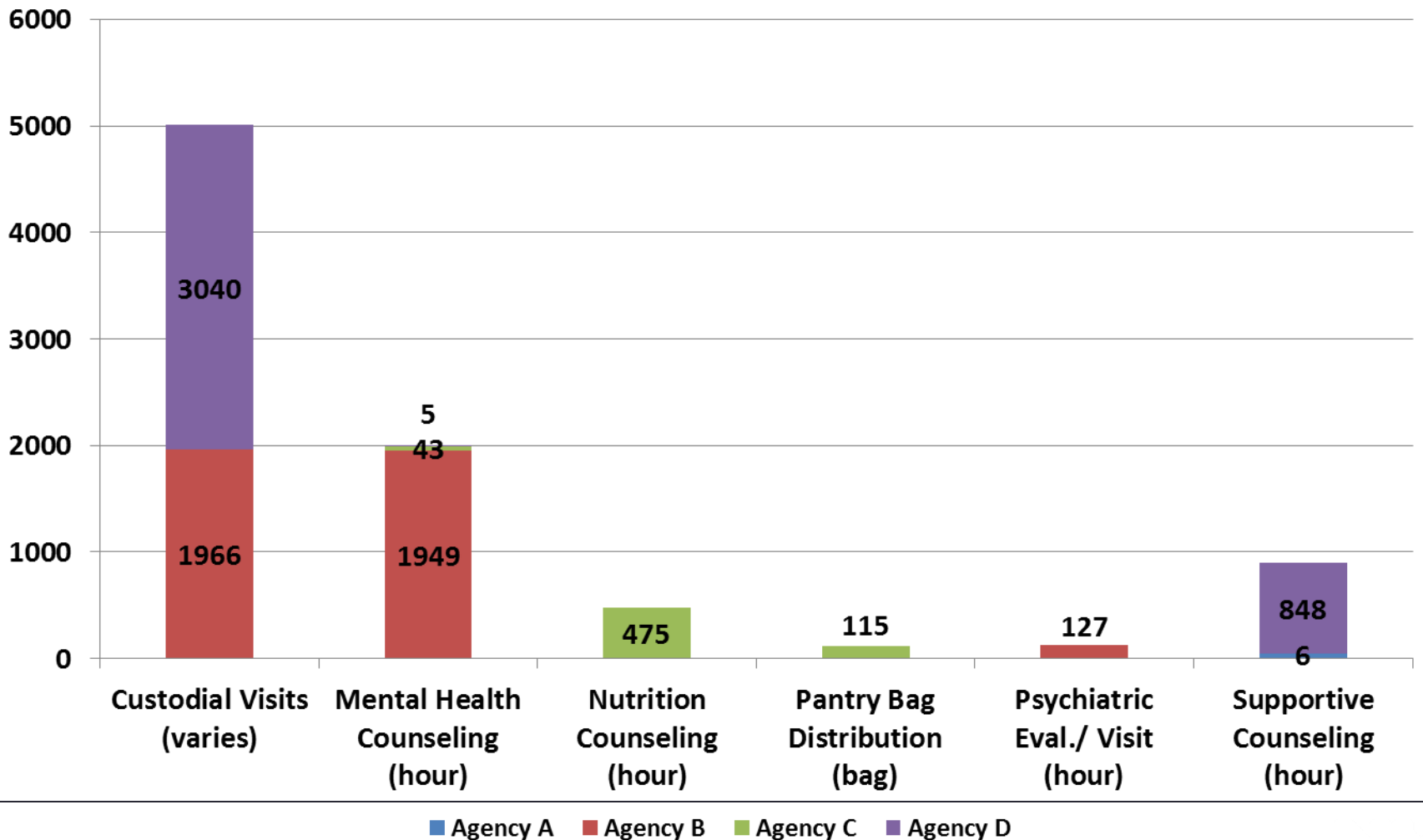
Service Grouping (unit)	Agency A		Agency B		Agency C		Agency D	
	Clients	Units	Clients	Units	Clients	Units	Clients	Units
Custodial Visits (varies)			46	1966			35	3040
Mental Health Counseling (hour)	4	4	42	1949	21	43	3	5
Nutrition Counseling (hour)	2	2			86	475		
Pantry Bag Distribution (bag)					30	115		
Psychiatric Eval./ Visit (hour)			17	127				
Supportive Counseling (hour)	24	43			5	6	55	848

- **Mental Health Counseling grouping includes Individual, Group, Family Counseling-MH, and Individual Counseling-AOD.**
- **Psychiatric Eval./Visit includes Psychiatric Evaluation and Psychiatric Visits.**

# Number of Clients Served, by Service Grouping, March 2012-February 2013



# Units of Service Provided, by Service Type, March 2012-February 2013



# Changes from FY11 to FY12

- Increased Services Reported in:
    - Custodial Visits (43 more clients, 1,206 more service units)
  - Decreased Services Reported in:
    - Mental Health Counseling (38 fewer clients, 435 fewer hours)
    - Nutritional Counseling (127 fewer clients, 491 fewer hours)
    - Pantry Bag Distribution (23 fewer clients, 29 fewer pantry bags)
    - Supportive Counseling (87 fewer clients, 312 fewer hours)
  - Services Remained about the Same in:
    - Psychiatric Evaluation and Visits (2 more clients, 4 more hours)
-

# Other Providers of Home and Community-Based Health Services

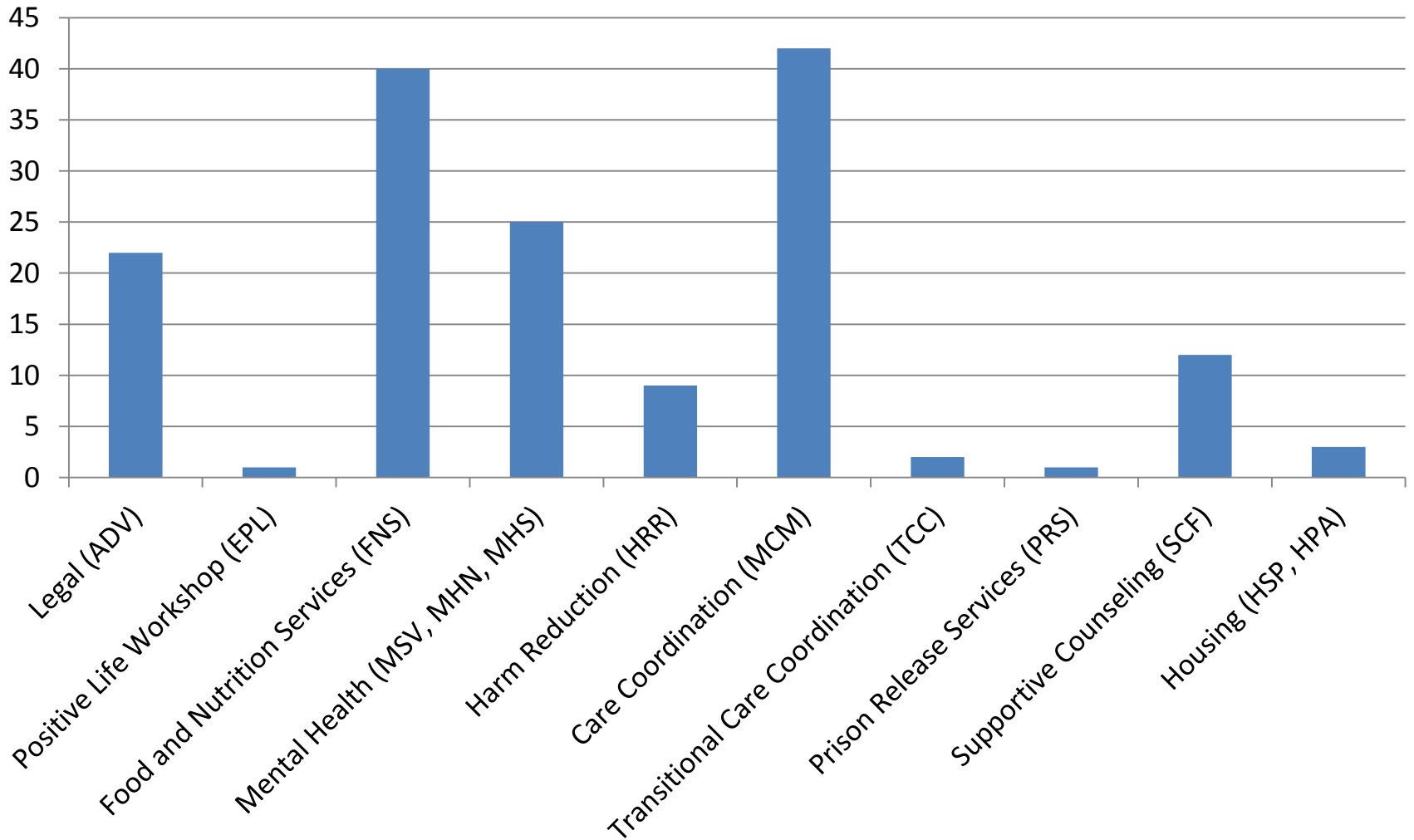
- For more details, please see Payor of Last Resort (POLR) Tool
    - HASA
    - ADAP
    - Various NYC Agencies
    - HRSA-RW Part C
    - Medicaid: Managed Long Term Care
    - Medicare
    - Administration for Children's Services
-

# Other Service Categories- FY12

- **Services provided by FNS Service Category**
    - Nutrition Counseling (2 agencies/ 88 clients/ 477 service units)
    - Pantry Bag Distribution (1 agency/ 30 clients/ 115 units)
  - **Services provided by MSV Service Category**
    - MH- Individual, Group, Family Counseling and AOD-Individual (4 agencies/ 70 clients/ 2001 units)
    - AOD-Individual is also provided in HRR Service Category
  - **Services provided by SCF Service Category**
    - Supportive Counseling (3 agencies/ 84 clients/ 897 units)
  - **Services not provided in another Service Category**
    - Custodial Visits (2 agencies/ 81 clients/ 5006 units)
-



## Number of HOM Clients Served in Other Service Categories in FY12



# Proposed Timeline

- May 21: Grantee presentation and Discussion of Follow-up Items
    - Service Category Definition(s)
    - Service Demographics
    - Services Delivered and Changes across Years
    - Payer of Last Resort Summary
    - Similar Services Delivered in other service categories
  - June 4: Grantee presentation
    - Summary of Provider Items from 2012 Provider Survey and PSRA discussions
    - Continue Payer of Last Resort: Discuss POLR Tool
    - Follow-Up Items from Meeting 1
  - Meeting 3: POLR Discussion with NYS Counterparts and Draft Service Directive
  - Meeting 4: Continued Service Directive Development
-

# Items for Discussion

- What additional information/ stakeholders does IoC need to develop the service directive?
-