

# RYAN WHITE PART A HOME HEALTHCARE SERVICES



Anna Thomas, MPH  
Program Planner, Care, Treatment and Housing Program  
Bureau of HIV/AIDS Prevention and Control, NYC DOHMH  
PSRA Committee, February 2013



# Overview

- Background
  - Home Health Services (HOM) Category Description
  - Care, Treatment, and Housing Program (CTHP) Recommendations
  - Home Care Provider Perspectives
  - Questions
-

# HRSA Definition of Service Category

## HOME HEALTH CARE

Support for **Home Health Care** services provided in the patient's home by licensed health care workers such as nurses; services to exclude personal care and to include:

- The administration of intravenous and aerosolized treatment
- Parental feeding
- Diagnostic testing
- Other medical therapies

***This is the service category under which current services are delivered.***

---

# NY EMA Definition of Service Category

## NY EMA Definition

Programs provide comprehensive coordinated home-based healthcare, support and service coordination that addresses the full range of client needs. Services provided include:

- psychosocial support
- bereavement counseling
- pastoral care to family members and caregivers
- respite for caregivers
- childcare during appointments and hospitalizations
- assistance with activities of daily living and household chores.

***The HRSA service category under which services are currently delivered is clinical in nature and specifically excludes personal care.***

# HOM: Priority Rank and Budget Allocation

➤ The NY EMA Planning Council ranked HOM as Priority #12 (of 12) for FY 2013. HOM is the lowest ranked service category.

➤ Approximately 1.6% of the total Ryan White budget is allocated to HOM *Base funding only; no MAI funding.*

➤ The HOM category currently funds four programs in NYC.

➤ The portfolio of programs under the HOM category was last bid in 1998.

➤ Current contracts are cost-based; more recently bid contracts are performance-based.

<i>FY</i>	<i>\$ Amount</i>	<i>% of Total Budget</i>
2008-2009	\$1,396,525	1.65%
2009-2010	\$1,516,589	1.62%
2010-2011	\$1,516,589	1.64%
2011-2012	\$1,516,589	1.65%
2012-2013	\$1,516,585	1.6%

# Ranking of HOM Category by Planning Councils in Other EMAs

EMA	Category Rank
<b>New York</b>	Ranked 12 out of 12 total service categories.
<b>Boston</b>	Service not provided.*
<b>Houston</b>	Service not provided.
<b>Miami Dade</b>	Service not provided.
<b>Baltimore</b>	Service not provided.
<b>Washington, DC</b>	Ranked 24 out of 29 total service categories.
<b>New Orleans</b>	Service not provided.
<b>Los Angeles</b>	Service not provided.
<b>Dallas</b>	Service not provided.

# HOM Client Eligibility

**Eligible clients are persons living with HIV/AIDS who can provide proof of:**

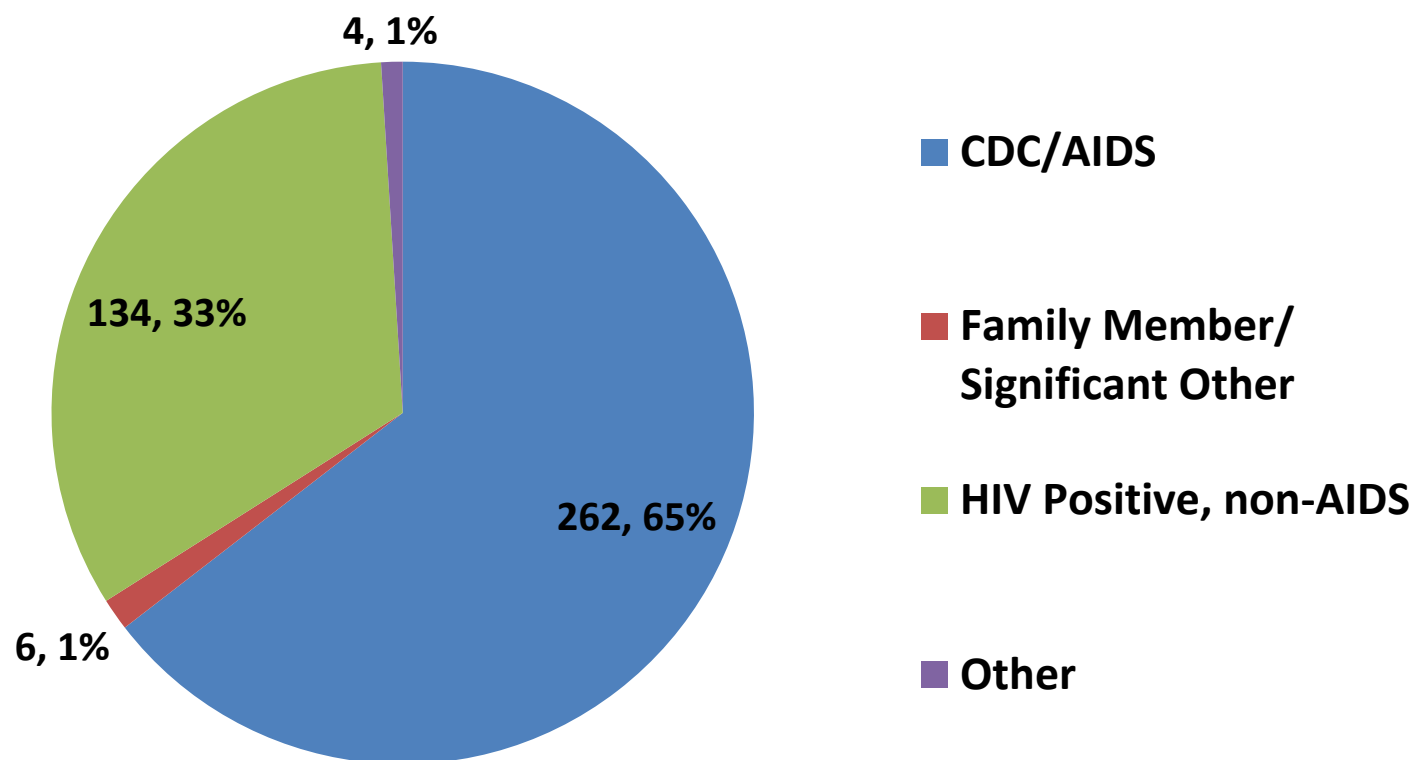
- **HIV status**
- **Residence in the NYC eligible metropolitan area**
- **Income below 435% of the Federal Poverty Level**

**This is established by the Ryan White CARE Act Guidance for Contractors. Dependent children may also receive HOM services.**

---

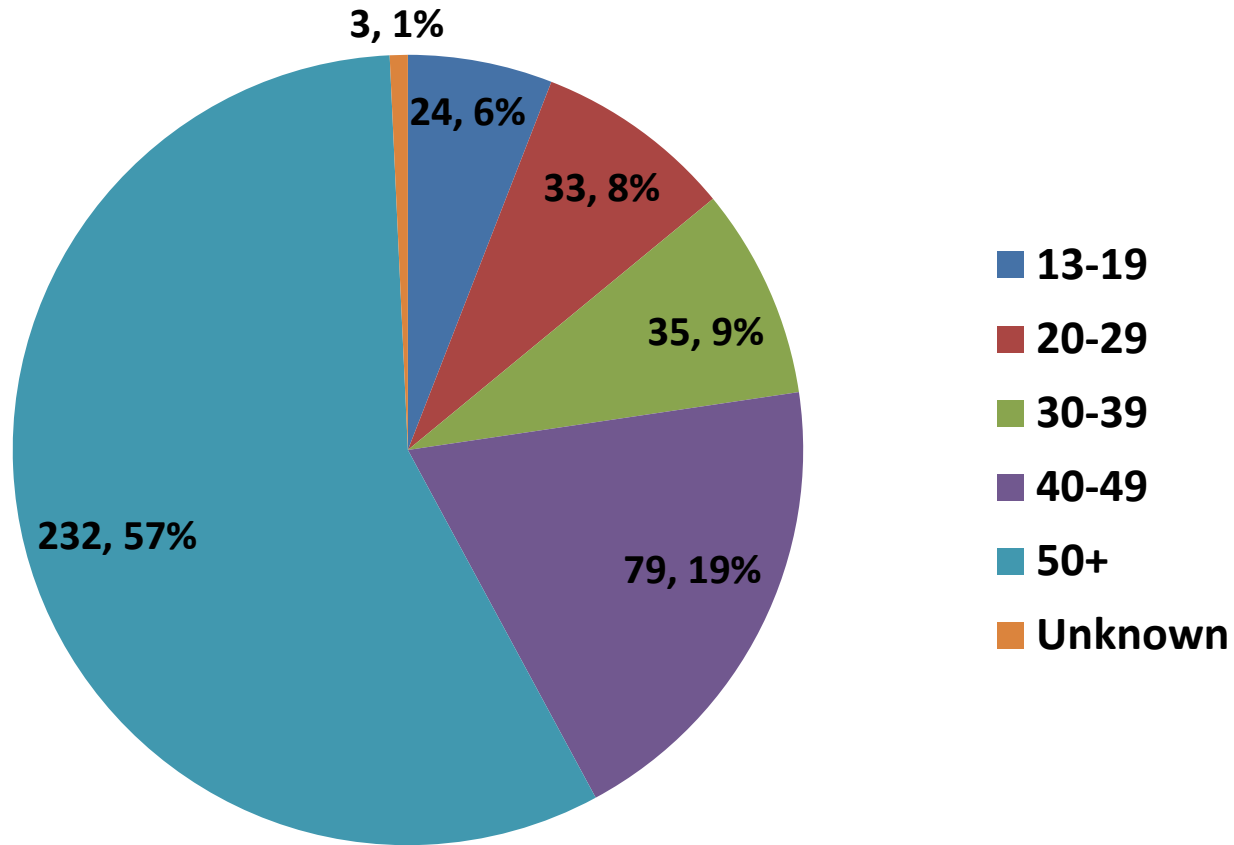
## HIV Status of HOM Clients, March 2011-February 2012

N=406

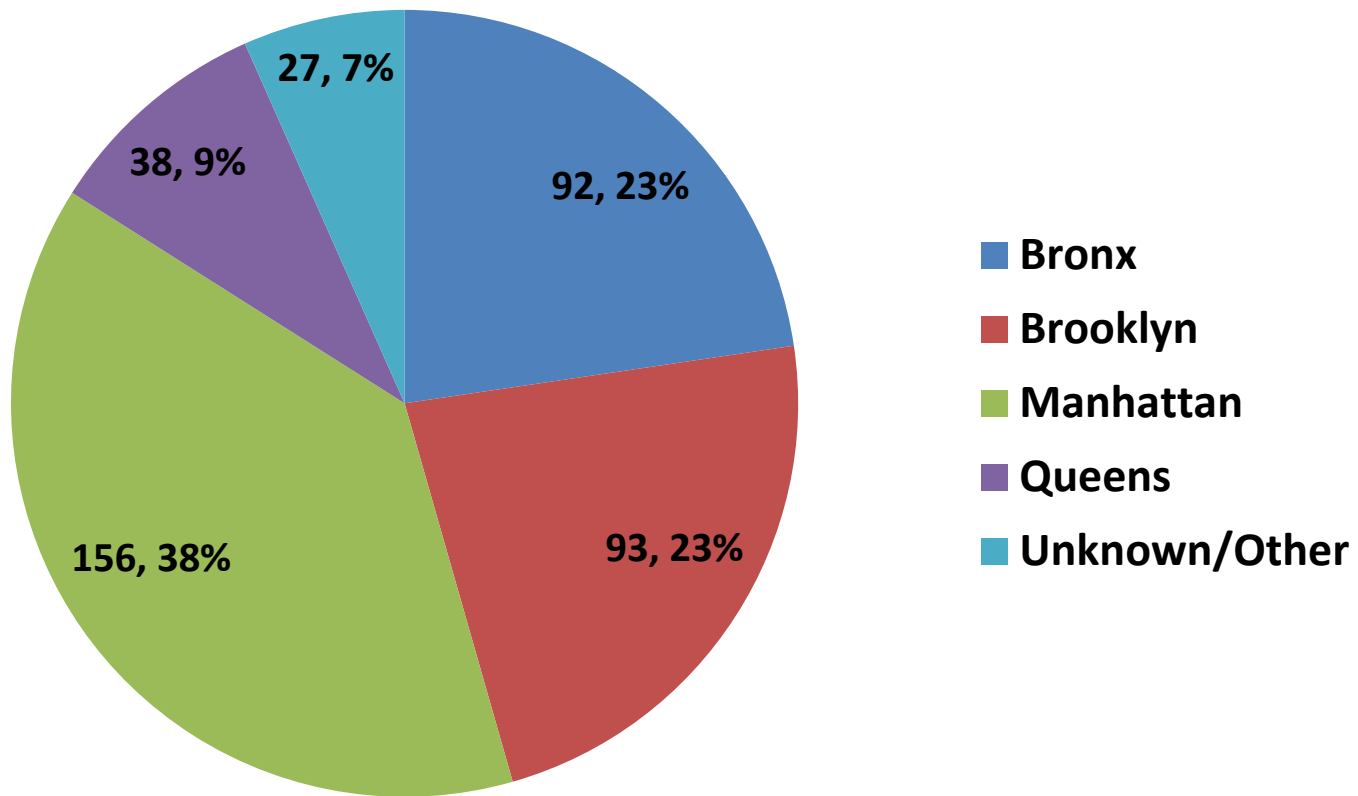




**Age of HOM Clients, March 2011-February 2012**  
**N=406**

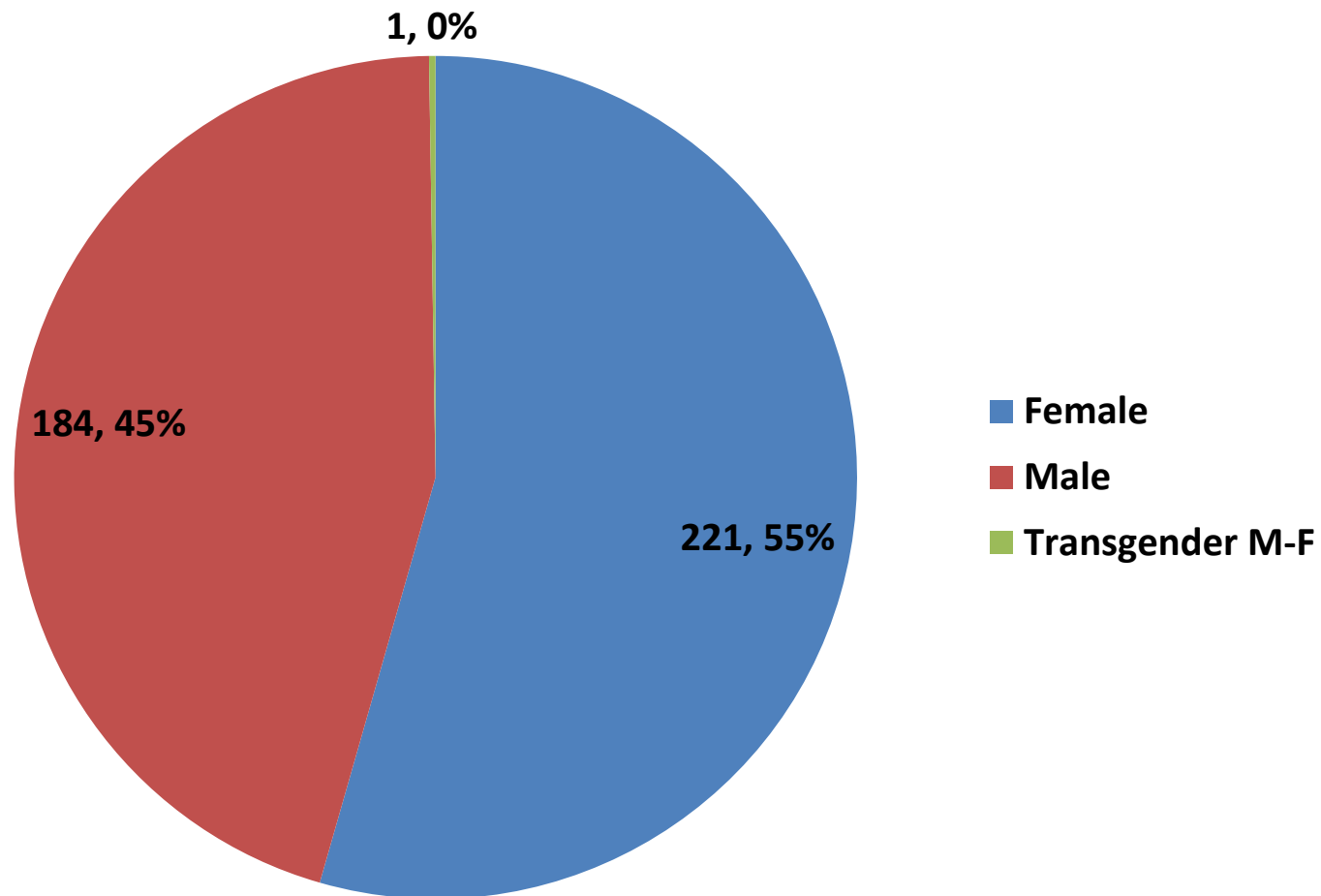


**Borough of Residence of HOM Clients, March 2011-February  
2012  
N=406**

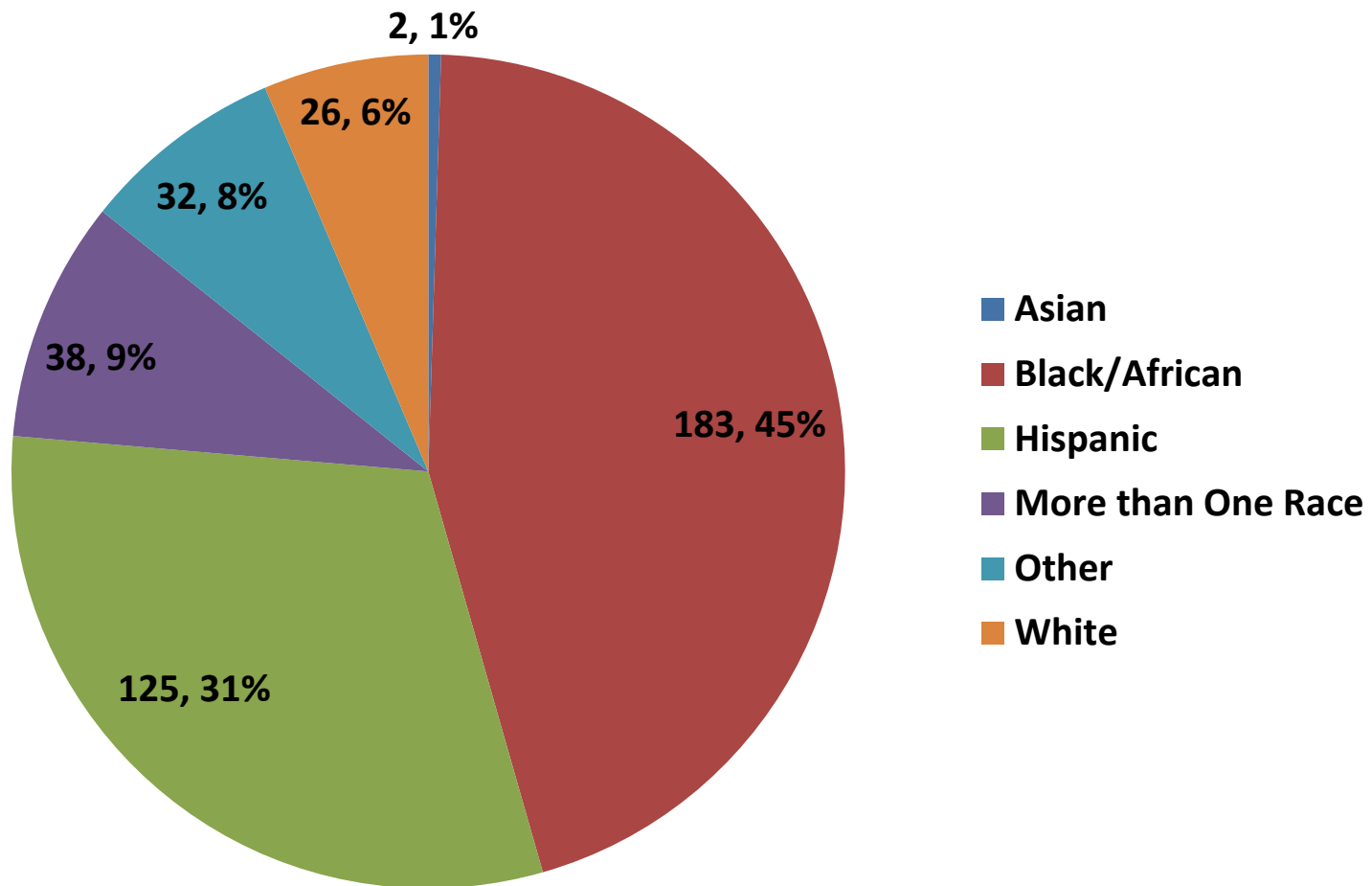


## Gender of HOM Clients, March 2011-February 2012

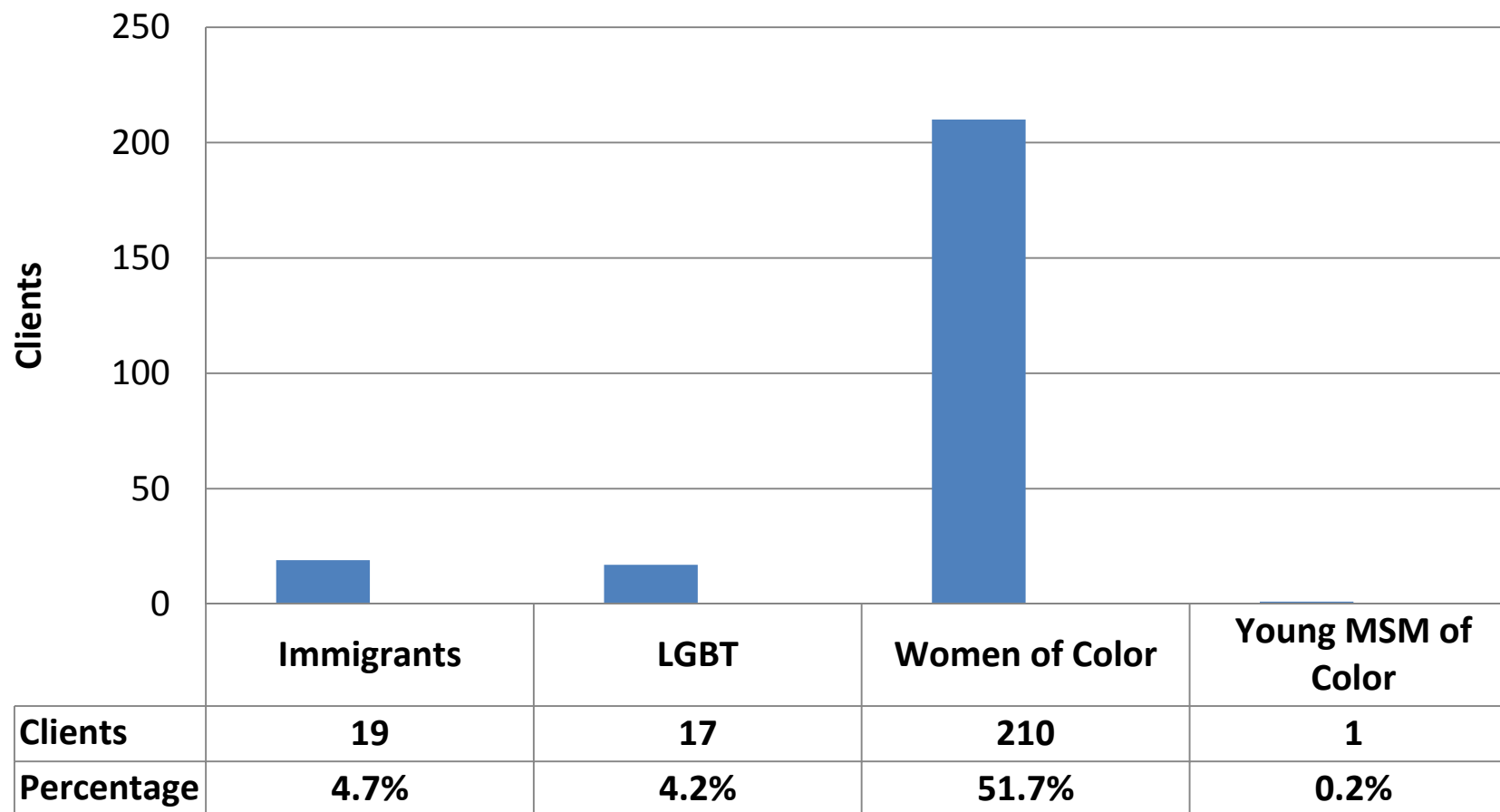
N=406



**Race/Ethnicity of HOM Clients, March 2011-February 2012**  
**N=406**



**Special Populations Served by HOM Contracts, March 2011-  
February 2012  
N=406**



## Ryan White Part A-funded HOM Programs in New York City

Agency	HOM Services Provided
<b>A</b>	<ol style="list-style-type: none"> <li>1. Home Care Intake and Assessment</li> <li>2. <b>Custodial Visits</b></li> <li>3. Follow-up Encounters</li> <li>4. <b>Individual Counseling – Supportive</b></li> <li>5. <b>Nutrition Counseling</b></li> </ol>
<b>B</b>	<ol style="list-style-type: none"> <li>1. Home Care Intake and Assessment</li> <li>2. Follow-up Encounters</li> <li>3. <b>Family Counseling – Mental Health</b></li> <li>4. <b>Group Counseling – Mental Health</b></li> <li>5. <b>Individual Counseling – Mental Health</b></li> <li>6. <b>Psychiatric Evaluations</b></li> <li>7. <b>Psychiatric Visits</b></li> </ol>
<b>C</b>	<ol style="list-style-type: none"> <li>1. Home Care Intake and Assessment</li> <li>2. Follow-up encounters</li> <li>3. <b>Nutritional Counseling</b></li> <li>4. <b>Individual Counseling – AOD</b></li> <li>5. <b>Pantry Bag Distribution</b></li> </ol>
<b>D</b>	<ol style="list-style-type: none"> <li>1. Home Care Intake and Assessment</li> <li>2. <b>Custodial Visits</b></li> <li>3. Follow-up Encounters</li> <li>4. <b>Individual Counseling – Supportive</b></li> <li>5. Nutrition Counseling</li> <li>6. Individual Counseling - AOD</li> </ol>

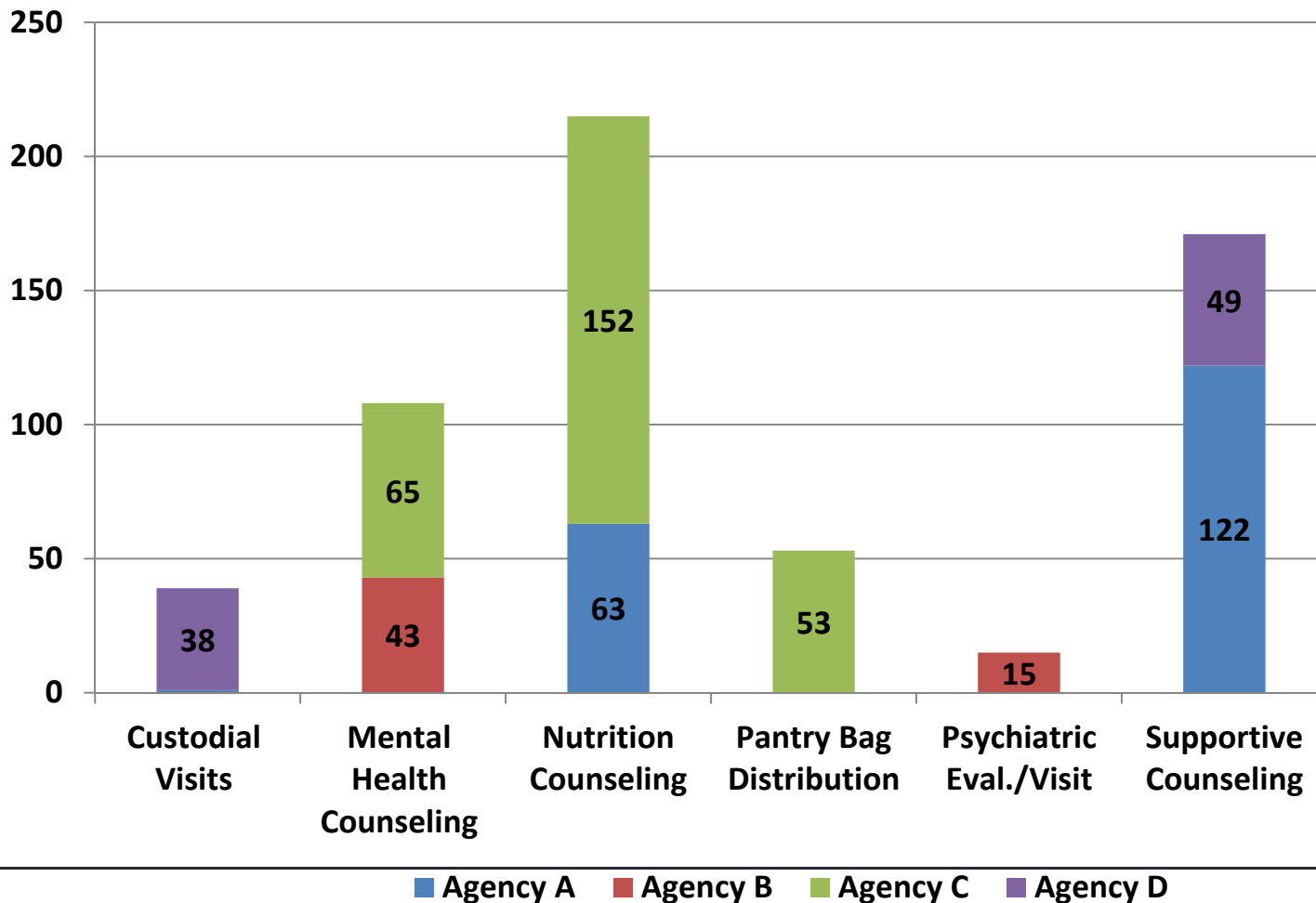
# RW HOM Provider Services, by Agency

## March 2011-February 2012

Service Grouping (unit)	Agency A		Agency B		Agency C		Agency D	
	Clients	Units	Clients	Units	Clients	Units	Clients	Units
Custodial Visits (varies)	1	289	0	0	0	0	38	3511
Mental Health Counseling (hour)	0	0	43	1895	65	537	0	0
Nutrition Counseling (hour)	63	76	0	0	152	890	0	0
Pantry Bag Distribution (bag)	0	0	0	0	53	144	0	0
Psychiatric Eval./Visit (hour)	0	0	15	123	0	0	0	0
Supportive Counseling (hour)	122	301	0	0	0	0	49	865

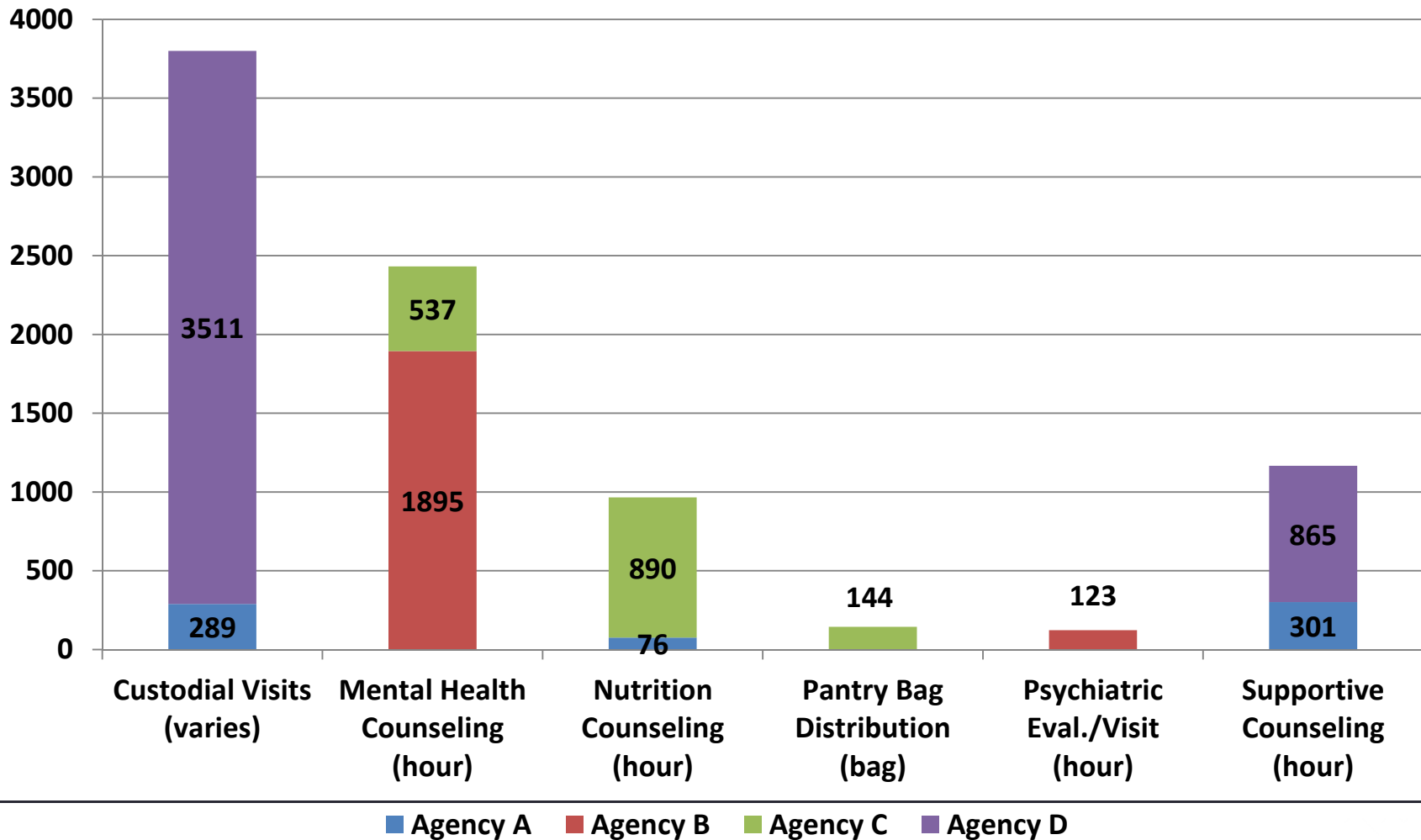
- **Mental Health Counseling grouping includes Individual, Group, Family Counseling-MH, and Individual Counseling-AOD.**
- **Psychiatric Eval./Visit includes Psychiatric Evaluation and Psychiatric Visits.**

# Number of Clients Served, by Service Grouping, March 2011-February 2012





# Units of Service Provided, by Service Type, March 2011-February 2012



# Home Care Provider Panel: All Ryan White-funded Homecare Providers

- What services does the RW-funded portion of your program provide?
  - What gap does your program fill in the service system?
  - How would a reduction in your contract affect clients?
  - How would it affect clients if the PC decided to no longer fund this service?
  - How do these services work with Medicaid funded services?
  - Please describe the medical eligibility for clients who receive RW-funded home-based services. Are all clients homebound?
-

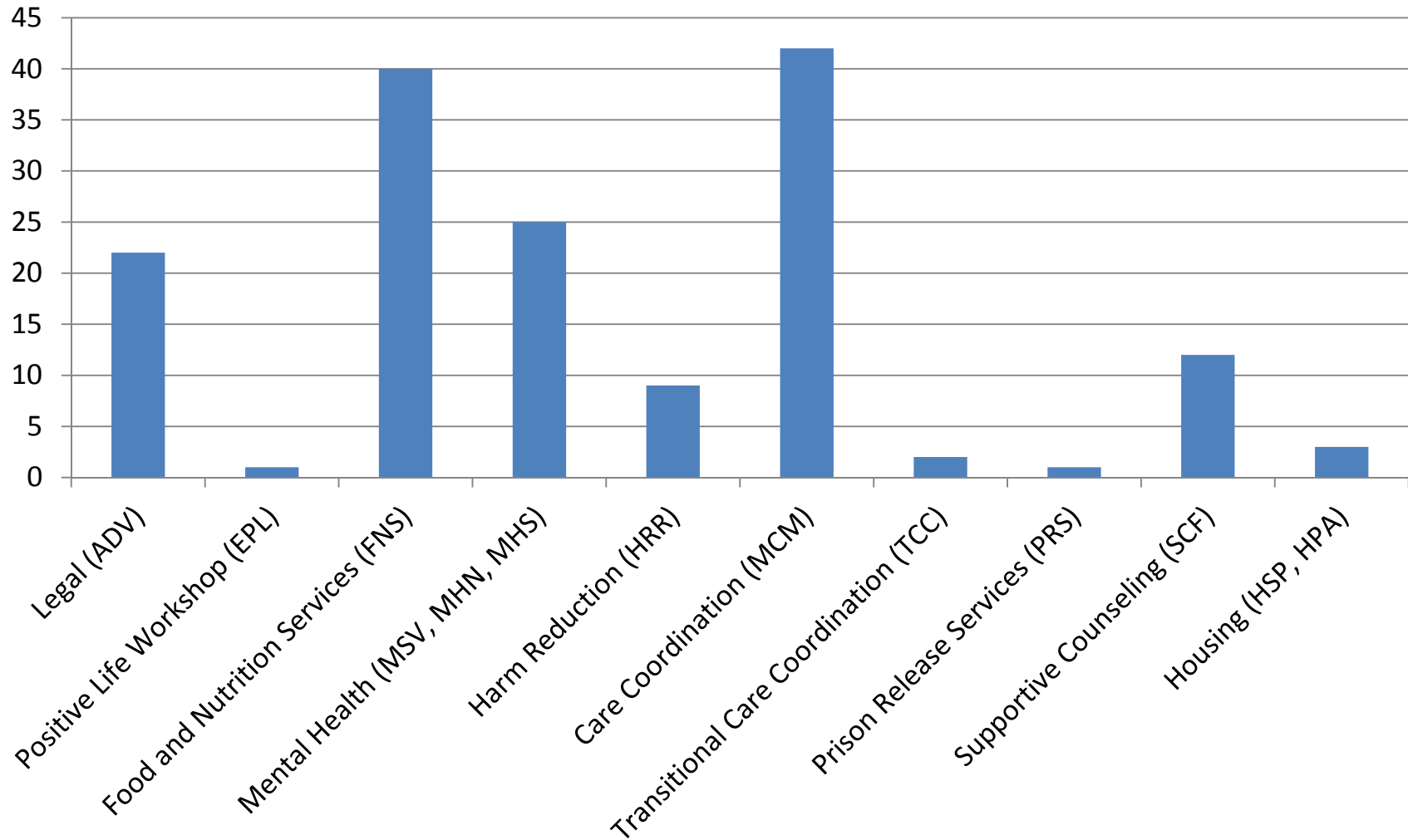
# Other Providers of Homecare Services

- Please see Payor of Last Resort (POLR) Tool Handout
    - HASA
    - ADAP
    - Various NYC Agencies
    - HRSA-RW Part C
    - Medicaid
    - Medicare
    - Administration for Children's Services
-

# Other Service Categories

- **Services provided by FNS Service Category**
    - Nutrition Counseling (2 agencies/ 215 clients/ 966 service units)
    - Pantry Bag Distribution (1 agency/ 53 clients/ 144 units)
  - **Services provided by MSV Service Category**
    - MH- Individual, Group, Family Counseling and AOD-Individual (2 agencies/ 108 clients/ 2432 units)
    - AOD-Individual is also provided in HRR Service Category
  - **Services provided by SCF Service Category**
    - Supportive Counseling (2 agencies/ 171 clients/ 1116 units)
  - **Services not provided in another Service Category**
    - Custodial Visits (2 agencies/ 39 clients/ 3800 units)
-

## Number of HOM Clients Served in Other Service Categories





Questions?

---