

RYAN WHITE PART A 2014 SURVEY RESPONSES – NEW YORK CITY

**WILBUR YEN, LMSW/MPH
PROGRAM PLANNER, BHIV
NYC DOHMH**

CONTENTS

- 1. Purpose**
- 2. Methods**
- 3. Main results**
- 4. Service impact analysis**
- 5. Questions**

PURPOSE

PURPOSE

- To obtain information from contractors and **inform** the annual NY EMA Ryan White Part A (RWPA) **application** submitted to Health and Resources Services Administration (HRSA)
- Conduct a **preliminary analysis** on the impact of the Affordable Care Act (ACA) on RWPA clients
 - Anecdotal data was available in the past, but the 2014 survey represented the first time provider-level responses were systematically collected.

METHODS

SURVEY DISTRIBUTION

- **Surveys were sent out to Agency Heads, Senior Administrators, and Program Directors, via SurveyMonkey® in mid-July to all NYC and Tri-County agencies. The following information was requested:**
 - 1. Lasting effects of the 2013 mid-year 14.75% reductions**
 2. ACA roll-out
 3. Program's ability to address the health of HCV co-infected PLWHA
- **A separate survey response was requested for each service category from agencies with multiple contracts**

DATA COLLECTION

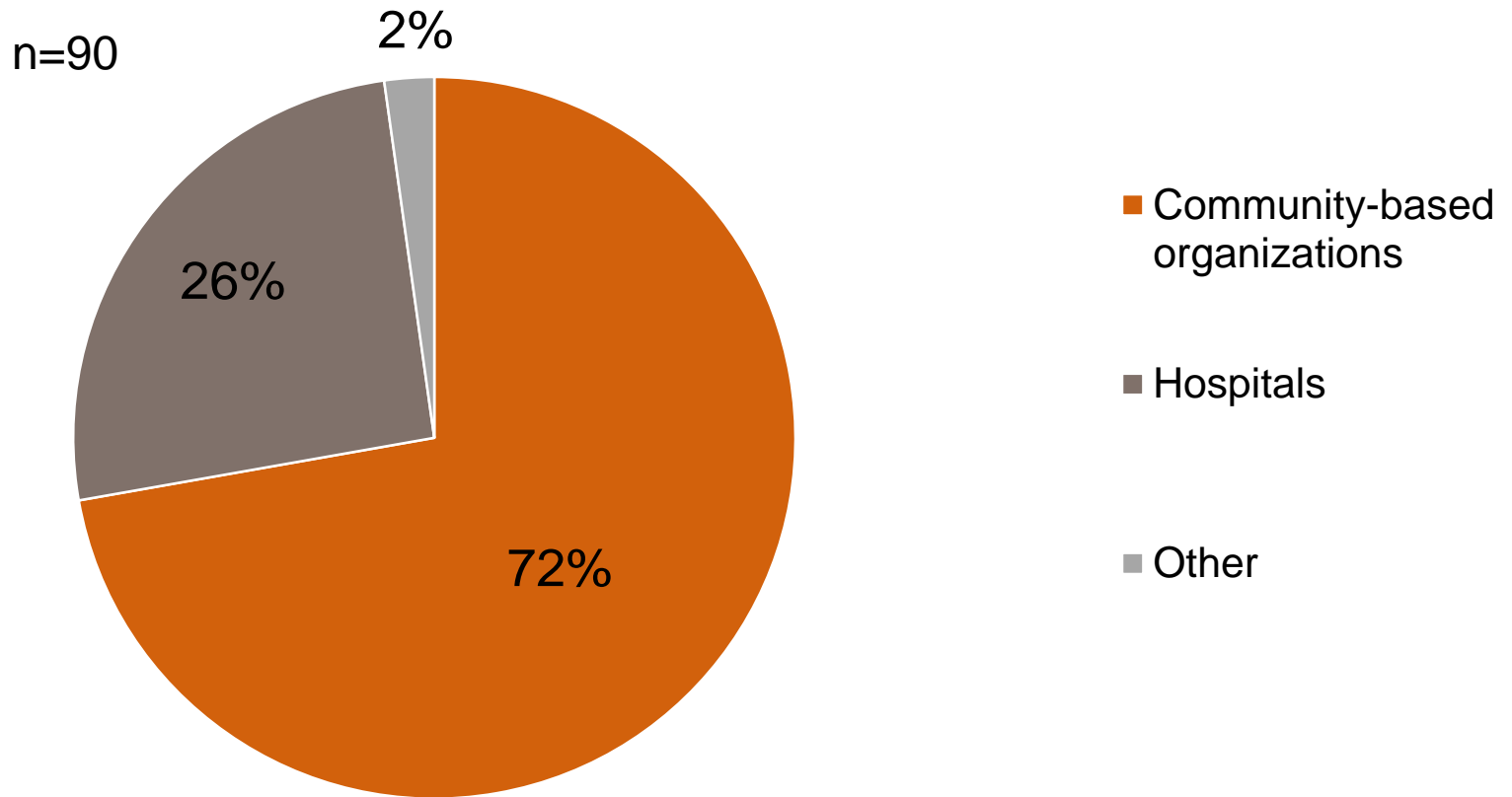
- Data collection began on July 21st and ended on August 1st (two weeks)
- Responses were collected from SurveyMonkey® and analysis was completed in MS Excel
- Response rates:
 - New York City: 90/131* programs (**68.7%**), 64/79 agencies (**81%**)

*did not include housing contracts (new contracts not affected by 2013 reductions) or 2013-2014 EIS terminations

RESPONSES BY SERVICE CATEGORY

Service Categories	Count	%
Legal Services	8	8.9%
HIV Testing	10	11.1%
Food and Nutrition	8	8.9%
Home and Community-based Health Services	2	2.2%
Harm Reduction	18	20.0%
Medical Case Management	22	24.4%
Mental Health	10	11.1%
Supportive counseling	3	3.3%
Transitional Care Coordination	4	4.4%
Other	5	5.6%
TOTAL	90	100%

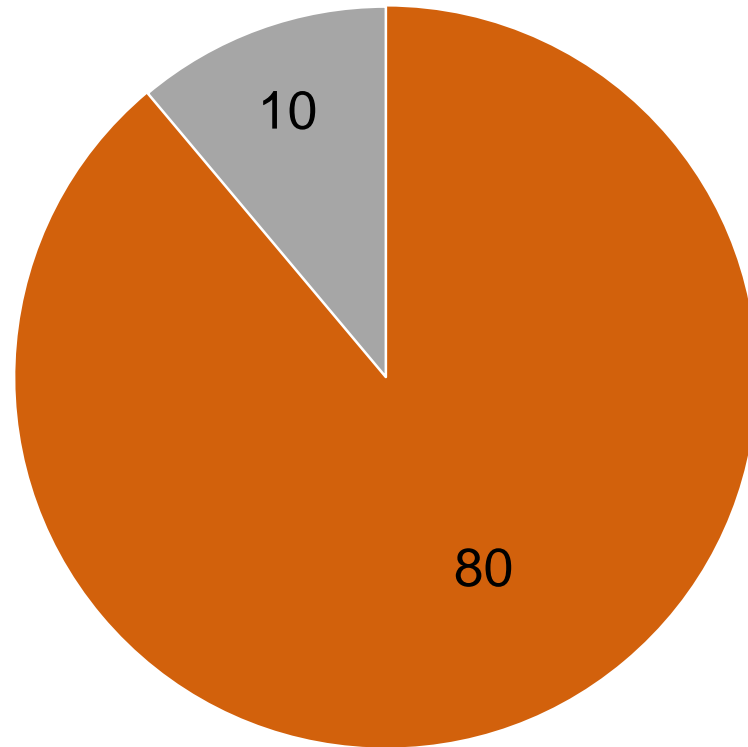
TYPES OF AGENCIES REPRESENTED



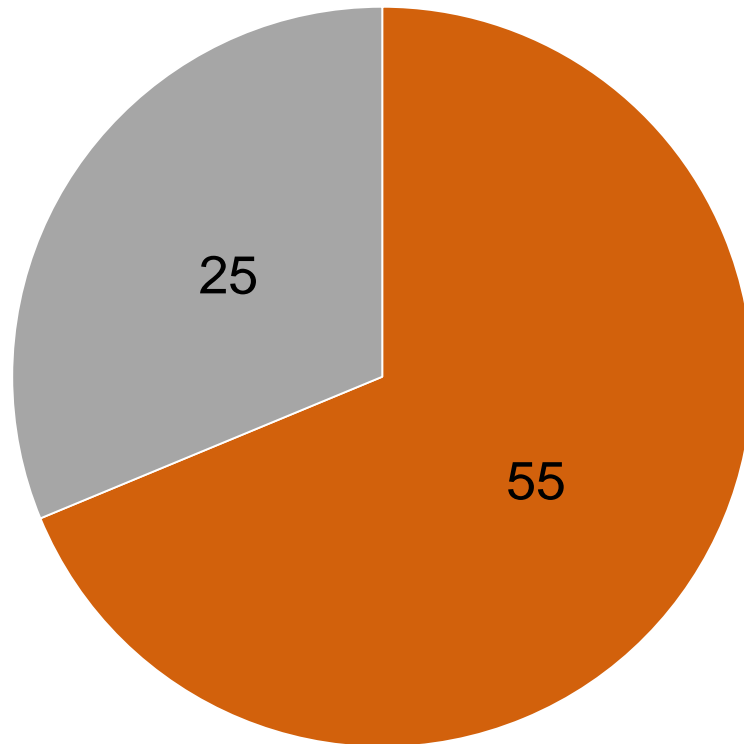
SURVEY HIGHLIGHTS

MAIN RESULTS

89% of programs responding to the survey received a funding reduction in GY2013.



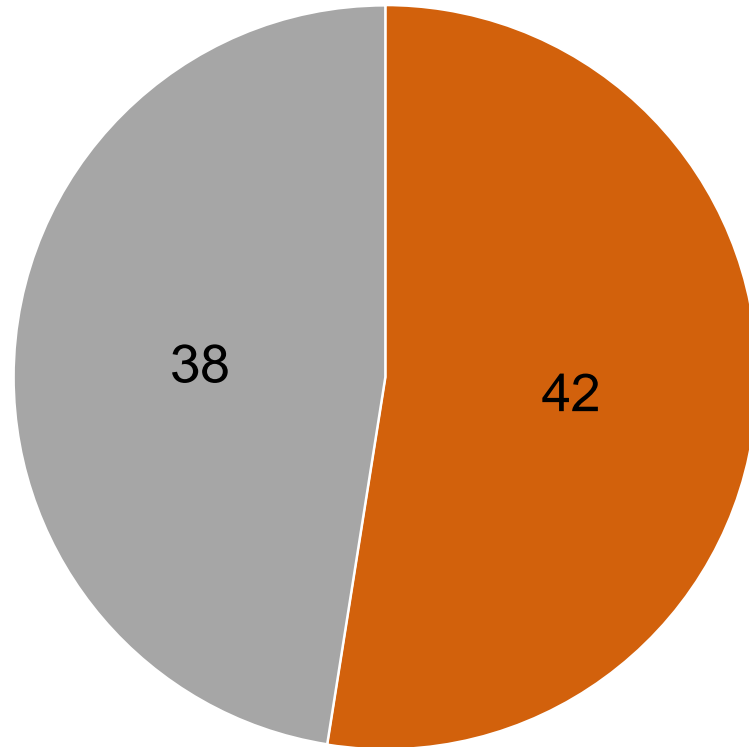
■ Reduction ■ No Reduction



■ Reduced Staff ■ No reduced staff

Of those 80 programs, at least **65%** indicated reducing RW-funded staffing, resulting in at least a **58.8** Full Time Equivalent (FTE) reduction across the RW portfolio.

53% reduced the number of clients they were able to serve through their RW-funded program.



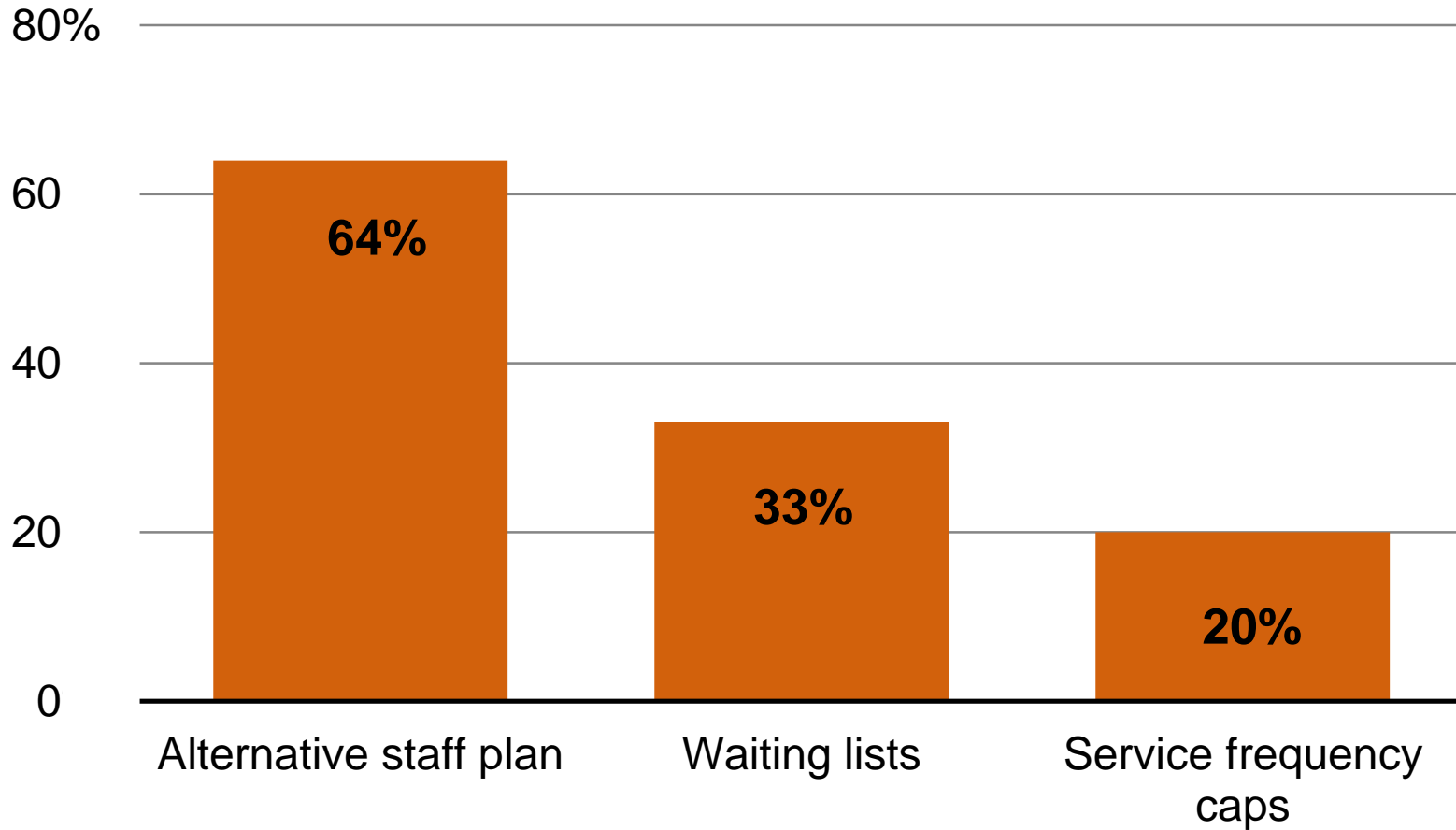
- Reduced number of clients served
- Did not reduce


36% of the 80 programs indicated they would be **setting caps** for client enrollments

23% would be **dis-enrolling** the least needy clients this year

38% percent also indicated a **reduction in RW program services**

COST CONTAINMENT MEASURES





Decrease in **staff morale**,
leading to problems with staff
retention

Diminished capacity to fund
non-personnel items such as
equipment and transportation

COMPARISON OF GY '12 AND '13 QUARTERS

IMPACT ON SERVICES



6,000

fewer meals

7%



1,900

fewer hours of
legal counsel


26%



5,300

fewer harm
reduction
encounters

31%



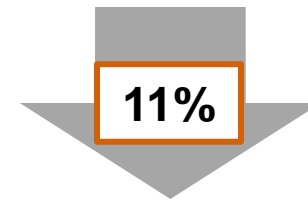
2,100

fewer supportive
counseling services



1,000

fewer mental
health services



QUESTIONS?

WILBUR YEN, LMSW/MPH
PROGRAM PLANNER, BHIV
NYC DOHMH