



Runaway and Homeless Youth (RHY) Services





Services Provided

- Street Outreach
- Borough-based Drop-In Centers and Transportation
- Crisis Shelter
- Transitional Independent Living (TIL) programs



Street Outreach Services – FY08

- 7 days / week
- 9:00PM to 5:00AM
- 7,235 Youth Assessed
 - *Referrals to Services– 3,358*
 - *Total Youth Transported – 117*

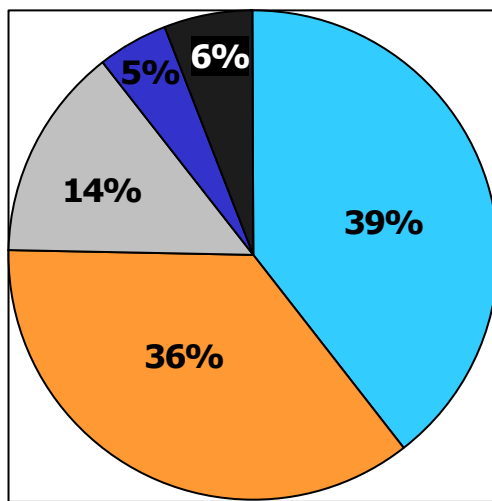


Borough-Based Drop-In Centers – FY08

- Youth Walked In - 36,140
- Counseling Cases – 626
- Transported to a safe place - 622

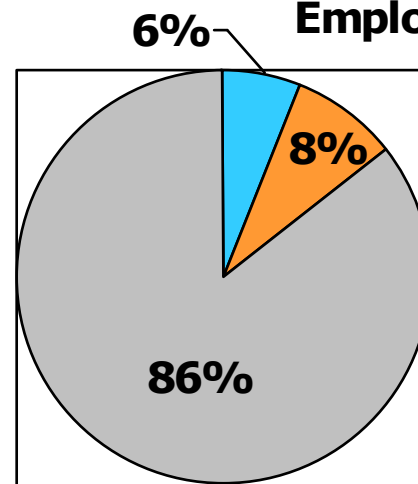
Drop-In Centers – Cases Client Information

School



- HS Drop-out/Not Attending
- Attending High School/GED Program
- High School Graduate/GED Diploma
- Attending College/Vocational Program
- Other

Employment



- Employed Full-Time
- Employed Part-Time
- Unemployed

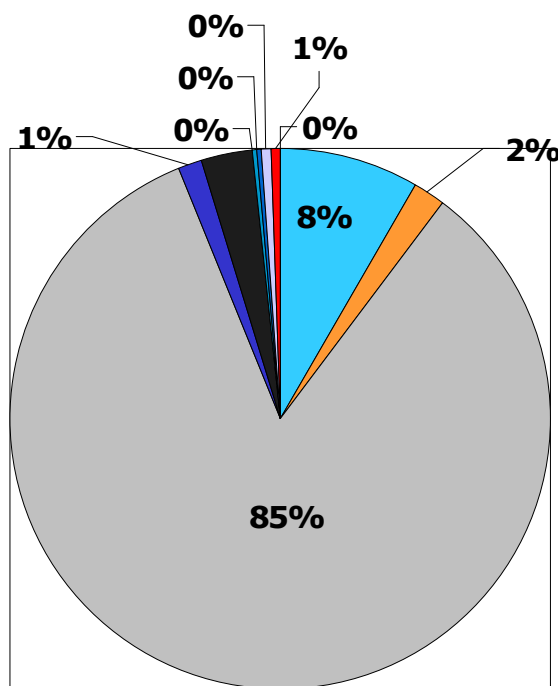


Crisis Shelters FY2008

- For youth under age 21, up to 30-day stay
- Number of certified beds – 93 at 4 sites
- Total FY08 Utilization Rate – 100%
- Youth Served- 1,824

Crisis Shelter – Primary Issue

Primary Presenting Problem



- Mental Health
- Pregnant
- Relationship issue with parents
- Sexual Identity Issues
- Other
- Substance Abuse
- Parents Deceased
- Prostitution - Sexual exploitation
- Violence Issue
- Sexual abuse



Transitional Independent Living (TIL) Programs

- For youth under age 21, up to 18 month stays
- FY08: 101 certified TIL beds, 9 sites
- Overall FY08 Annual Utilization Rate – 86%
- Youth Served – 244



Data of Note: LGBTQ Reporting

- Since 2006, we have seen the numbers of LGBTQ youth reported in crisis shelter increase from 2% to 13%.
- By funding providers who are welcoming to all young people and sensitive to special needs, we have increased the numbers of young people accessing services who are LGBTQ.



Looking Forward

- 2008 Request for Proposal (RFP)
 - Refined 2005 RFP
 - New contracts begin July 1, 2009